



# International Mounted Games Association Rules Committee

---

## *Rule Change Request Document*

Name:	<b>Nikki Carter</b>
-------	---------------------

Country:	<b>England</b>
----------	----------------

### Summary of Change Requested:

New Game suggested by Eddie Surman. He suggested calling it EDSCOOP but I would suggest Litter Scoop or similar

### Current Rule Book Wording:

No existing rule

### Suggested New Rule Book Wording:

#### **TEAM VERSION**

1 bucket on the centre line, 2 litter cartons touching each other in line with pole 5, offset between the bending pole lines. The cartons are flat on the ground, at 90° to the Changeover Line, and with the open ends of the cartons facing away from the Start/Finish line and 2 litter cartons touching each other in line with pole 1, offset between the bending pole lines. The cartons are flat on the ground, at 90° to the Changeover Line, and with the open ends of the cartons facing towards the Start/Finish line Rider 1 starts with a litter stick.

(picture with riders 1 and 3 at start line, 2 & 4 at changeover line)

Rider 1 rides to collect a piece of litter with the stick whilst mounted, rides to drop it in the bucket, and rides to hand over the litter stick to the next rider.

Riders 2 and 3 repeat the actions of Rider 1

Rider 4 repeats the actions of the other riders, finishing with the litter stick.

Litter may only be touched by hand when 1) litter has been pierced by the stick and the rider has to remove it, but it must then be dropped into the bucket from the stick; or 2) the bucket has been knocked over, and the rider has to retrieve the spilled litter and replace it in the bin; or 3) litter has been squashed, in which case any rider may dismount to repair the litter, replace it in the correct position, and then remount to collect it in the normal way. Litter that is pierced or squashed is not deemed to be broken equipment as defined in rule CR2.1.

Litter dropped outside the bucket must be recovered and dropped in the bin with the stick, either mounted or dismounted.

#### **PAIRS VERSION**

1 bucket on the centre line, 2 litter cartons touching each other in line with pole 5, offset between the bending pole lines. The cartons are flat on the ground, at 90° to the Changeover Line, and with the open ends of the cartons facing away from the Start/Finish line and 2 litter cartons touching each other in line with pole 1, offset between the bending pole lines. The cartons are flat on the ground, at 90° to the Changeover Line, and with the open ends of the cartons facing towards the Start/Finish line, 1 pole behind the changeoverline Rider 1 starts with a litter stick.

(picture with riders 1 and 2 at start line)

Rider 1 rides to collect a piece of litter with the stick whilst mounted, rides to drop it in the bucket, rides around the pole,

collects a piece of litter with the stick whilst mounted , places it in the bucket and hand over the litter stick to the next rider.

Rider 2 repeats the actions of the rider 1, finishing with the litter stick.

Litter may only be touched by hand when 1) litter has been pierced by the stick and the rider has to remove it, but it must then be dropped into the bucket from the stick; or 2) the bucket has been knocked over, and the rider has to retrieve the spilled litter and replace it in the bin; or 3) litter has been squashed, in which case any rider may dismount to repair the litter, replace it in the correct position, and then remount to collect it in the normal way. Litter that is pierced or squashed is not deemed to be broken equipment as defined in rule CR2.1.

Litter dropped outside the bucket must be recovered and dropped in the bin with the stick, either mounted or dismounted.

#### **INDIVIDUAL VERSION**

1 bucket on the centre line, 1 litter carton in line with pole 5, offset between the bending pole lines. The carton is flat on the ground, at 90° to the Changeover Line, and with the open end of the carton facing away from the Start/Finish line and 1 litter carton in line with pole 1, offset between the bending pole lines. The carton is flat on the ground, at 90° to the Changeover Line, and with the open end of the carton facing towards the Start/Finish line, 1 pole behind the changeover line Rider 1 starts with a litter stick.

(picture with riders 1 atstart line)

The rider rides to collect a piece of litter with the stick whilst mounted, rides to drop it in the bucket, rides around the pole, collects a piece of litter with the stick whilst mounted , places it in the bucket and rides over the finish line

Litter may only be touched by hand when 1) litter has been pierced by the stick and the rider has to remove it, but it must then be dropped into the bucket from the stick; or 2) the bucket has been knocked over, and the rider has to retrieve the spilled litter and replace it in the bin; or 3) litter has been squashed, in which case any rider may dismount to repair the litter, replace it in the correct position, and then remount to collect it in the normal way. Litter that is pierced or squashed is not deemed to be broken equipment as defined in rule CR2.1.

Litter dropped outside the bucket must be recovered and dropped in the bin with the stick, either mounted or dismounted.

#### **Reason for Change Request:**

New game using existing equipment and requiring rapid dexterity from riders

#### **For Internal Use Only:**

---

Reference:	2018 – 04
------------	-----------

Submission Date:	26/04/2018
------------------	------------

Decision Date:	16/05/2018
----------------	------------

Votes	
Jens Martin	<b>In Favour</b>
Nikki Carter	<b>In Favour</b>
Iain Hopkins	<b>In Favour</b>
Dafydd Leach	<b>In Favour</b>

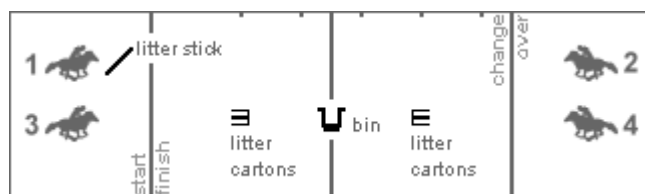
Valentin Vieilledent	<b>In Favour</b>
Margaret Welsby	<b>In Favour</b>
Total In Favour:	<b>6</b>
Total Not In Favour:	<b>0</b>

Result:	Change Accepted
---------	-----------------

### Actual Adopted New Rule Book Wording:

#### TEAM VERSION

1 bin on the centre line, 2 litter cartons touching each other in line with pole 4, offset between the bending pole lines and 2 litter cartons touching each other in line with pole 1, offset between the bending pole lines. The cartons are flat on the ground, at 90° to the Changeover and Start/Finish Line, and with the open ends of the cartons facing away from the centre line. Rider 1 starts with a litter stick.



Rider 1 rides to collect a piece of litter with the stick whilst mounted, rides to drop it in the bin, and rides to hand over the litter stick to the next rider.

Riders 2 and 3 repeat the actions of Rider 1

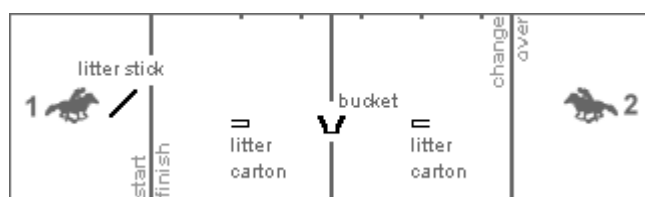
Rider 4 repeats the actions of the other riders, finishing with the litter stick.

Litter may only be touched by hand when 1) litter has been pierced by the stick and the rider has to remove it, but it must then be dropped into the bin from the stick; or 2) the bin has been knocked over, and the rider has to retrieve the spilled litter and replace it in the bin; or 3) litter has been squashed, in which case any rider may dismount to repair the litter, replace it in the correct position, and then remount to collect it in the normal way. Litter that is pierced or squashed is not deemed to be broken equipment as defined in rule CR2.1.

Litter dropped outside the bin must be recovered and dropped in the bin with the stick, either mounted or dismounted.

#### PAIRS VERSION

1 bucket on the centre line, 1 litter carton in line with pole 4, offset between the bending pole lines and 1 litter carton in line with pole 1, offset between the bending pole lines. The cartons are flat on the ground, at 90° to the Changeover and Start/Finish Line, and with the open ends of the cartons facing away from the centre line. Rider 1 starts with a litter stick.



Rider 1 rides to collect a piece of litter with the stick whilst mounted, rides to drop it in the bucket, and rides to hand over the litter stick to the next rider.

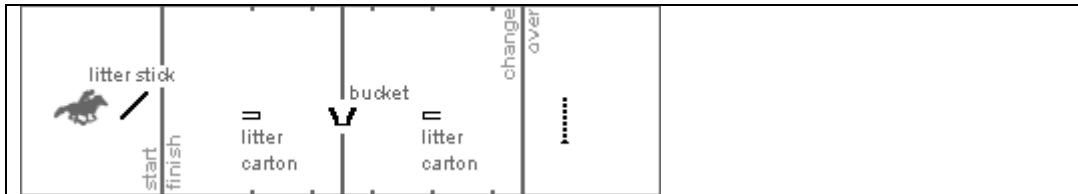
Rider 2 repeats the actions of the rider 1, finishing with the litter stick.

Litter may only be touched by hand when 1) litter has been pierced by the stick and the rider has to remove it, but it must then be dropped into the bucket from the stick; or 2) the bucket has been knocked over, and the rider has to retrieve the spilled litter and replace it in the bucket; or 3) litter has been squashed, in which case any rider may dismount to repair the litter, replace it in the correct position, and then remount to collect it in the normal way. Litter that is pierced or squashed is not deemed to be broken equipment as defined in rule CR2.1.

Litter dropped outside the bucket must be recovered and dropped in the bucket with the stick, either mounted or dismounted.

#### INDIVIDUAL VERSION

1 bucket on the centre line, 1 litter carton in line with pole 4, offset between the bending pole lines and 1 litter carton in line with pole 1, offset between the bending pole lines. The cartons are flat on the ground, at 90° to the Changeover and Start/Finish Line, and with the open ends of the cartons facing away from the centre line. Bending pole 5 placed on the 2 metre mark at the changeover end. Rider 1 starts with a litter stick.



The rider rides to collect a piece of litter with the stick whilst mounted, rides to drop it in the bucket, rides around the pole, collects a piece of litter with the stick whilst mounted, places it in the bucket and rides over the finish line

Litter may only be touched by hand when 1) litter has been pierced by the stick and the rider has to remove it, but it must then be dropped into the bucket from the stick; or 2) the bucket has been knocked over, and the rider has to retrieve the spilled litter and replace it in the bucket; or 3) litter has been squashed, in which case any rider may dismount to repair the litter, replace it in the correct position, and then remount to collect it in the normal way. Litter that is pierced or squashed is not deemed to be broken equipment as defined in rule CR2.1.

Litter dropped outside the bucket must be recovered and dropped in the bucket with the stick, either mounted or dismounted.

**Reason for Decision:**

Adds an additional skill to the set of games.

Implementation Date:	1 <sup>st</sup> January 2019
----------------------	------------------------------